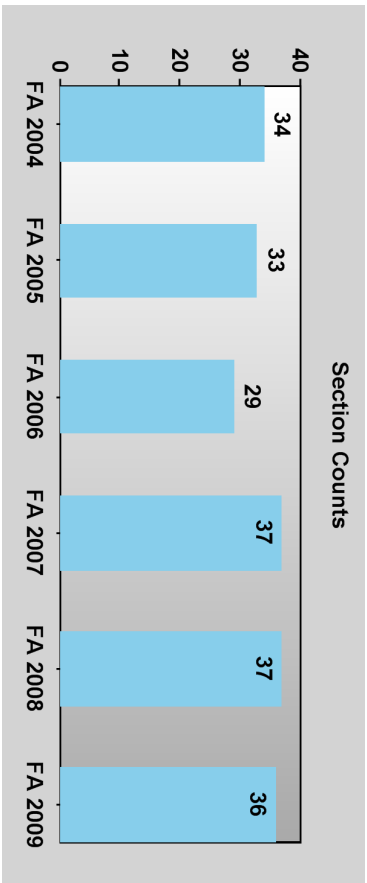
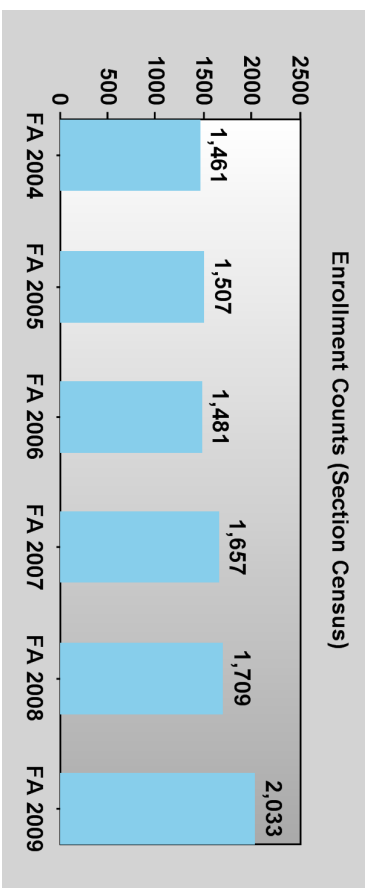




Saddleback College
 Program Review Report
 Division : Social & Behavioral Science
 Department : Anthropology
 Program : Anthropology
 Detail by : Instruction Method



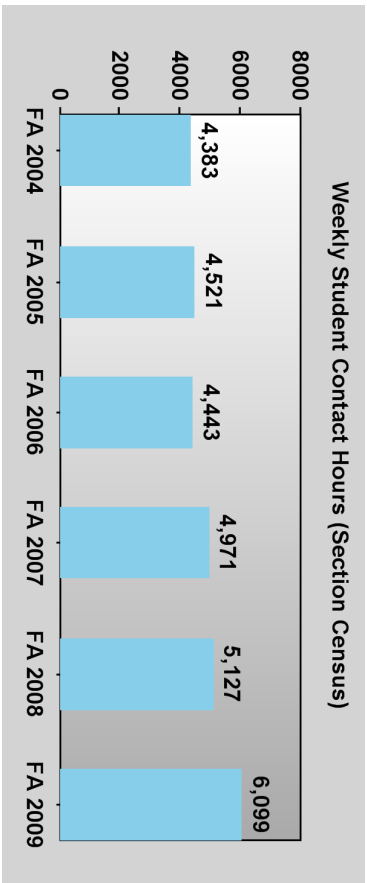
Instruction Method	FA 2004	FA 2005	FA 2006	FA 2007	FA 2008	FA 2009
Classroom	28	27	26	25	29	29
Distance Education		1				
Internet	2	3	3	9	7	7
Other	4	2		3	1	
Total Sections	34	33	33	37	37	36



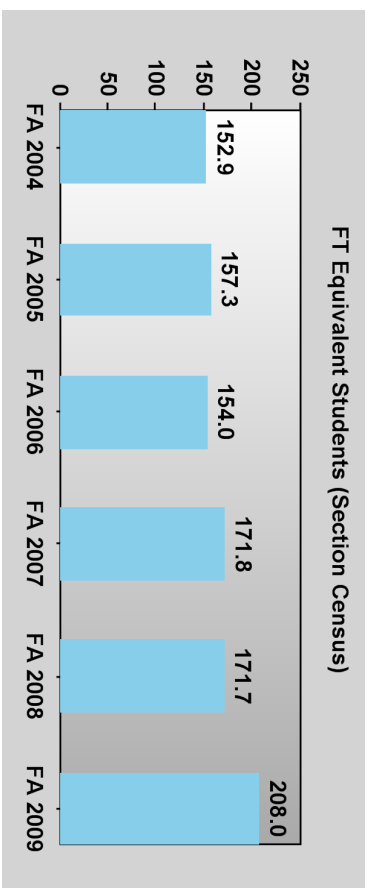
Instruction Method	FA 2004	FA 2005	FA 2006	FA 2007	FA 2008	FA 2009
Classroom	1,365	1,320	1,346	1,259	1,402	1,701
Distance Education		36				
Internet	93	149	135	395	307	332
Other	3	2		3	0	
Total Enrollments	1,461	1,507	1,481	1,657	1,709	2,033



Saddleback College
 Program Review Report
 Division : Social & Behavioral Science
 Department : Anthropology
 Program : Anthropology
 Detail by : Instruction Method



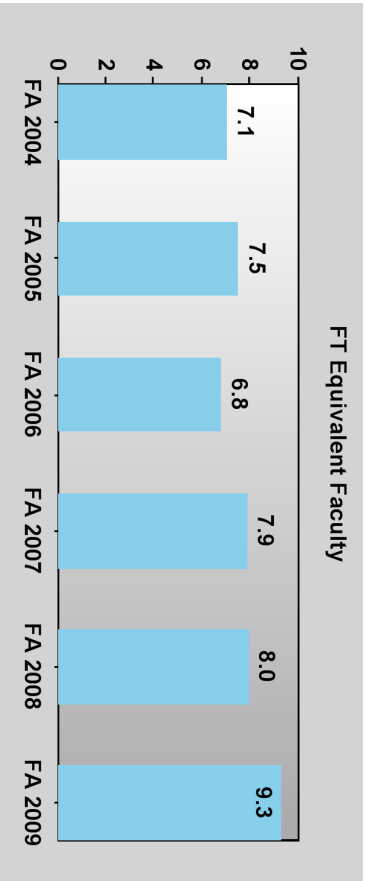
Instruction Method	FA 2004	FA 2005	FA 2006	FA 2007	FA 2008	FA 2009
Classroom	4,095	3,960	4,038	3,777	4,206	5,103
Distance Education		108				
Internet	279	447	405	1,185	921	996
Other	9	6		9	0	
Total WSCH	4,383	4,521	4,443	4,971	5,127	6,099



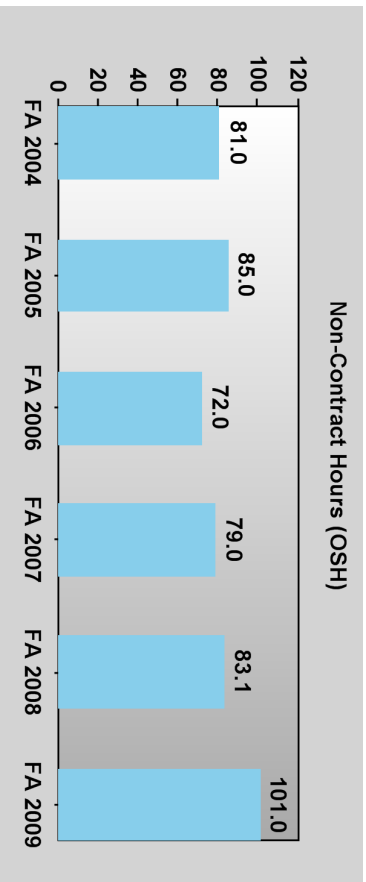
Instruction Method	FA 2004	FA 2005	FA 2006	FA 2007	FA 2008	FA 2009
Classroom	142.8	137.7	139.7	129.7	139.3	173.0
Distance Education		3.6				
Internet	9.8	15.7	14.2	41.7	32.4	35.0
Other	0.3	0.2		0.3	0.0	
Total FTES	152.9	157.3	154.0	171.8	171.7	208.0



Saddleback College
 Program Review Report
 Division : Social & Behavioral Science
 Department : Anthropology
 Program : Anthropology
 Detail by : Instruction Method



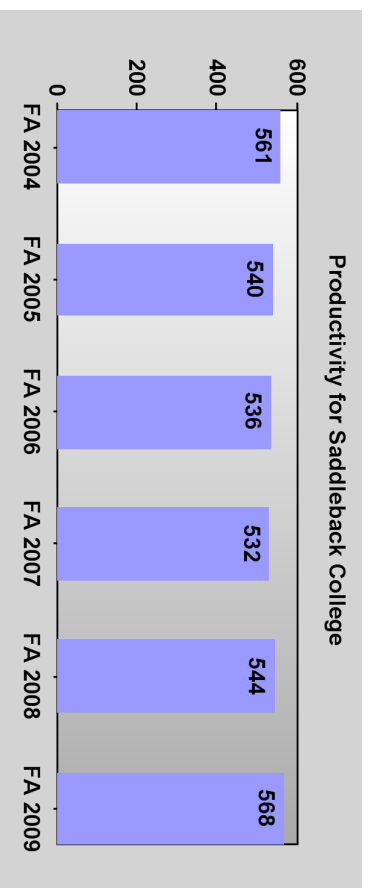
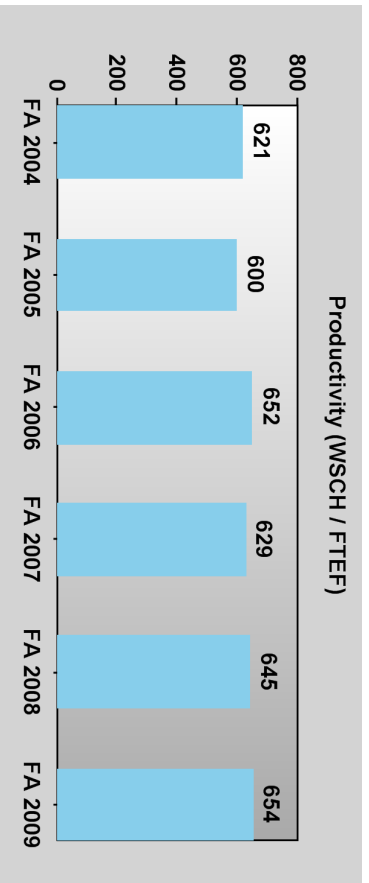
Instruction Method	FA 2004	FA 2005	FA 2006	FA 2007	FA 2008	FA 2009
Classroom	6.66	6.73	6.14	5.83	6.55	7.64
Distance Education		0.20				
Internet	0.40	0.60	0.67	2.07	1.40	1.68
Other	0.00	0.00		0.00	0.00	
Total FTEF	7.06	7.53	6.81	7.90	7.95	9.32



Instruction Method	FA 2004	FA 2005	FA 2006	FA 2007	FA 2008	FA 2009
Classroom	81	73	71	66	74	91
Distance Education		3				
Internet	0	9	1	13	9	10
Other	0	0		0	0	
Total OSH	81	85	72	79	83	101



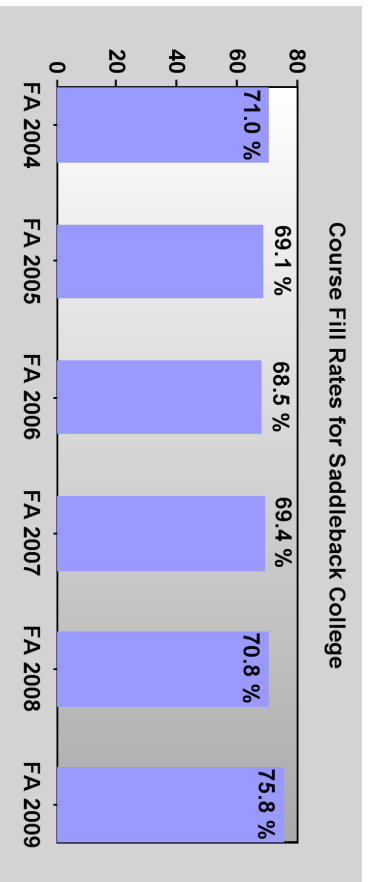
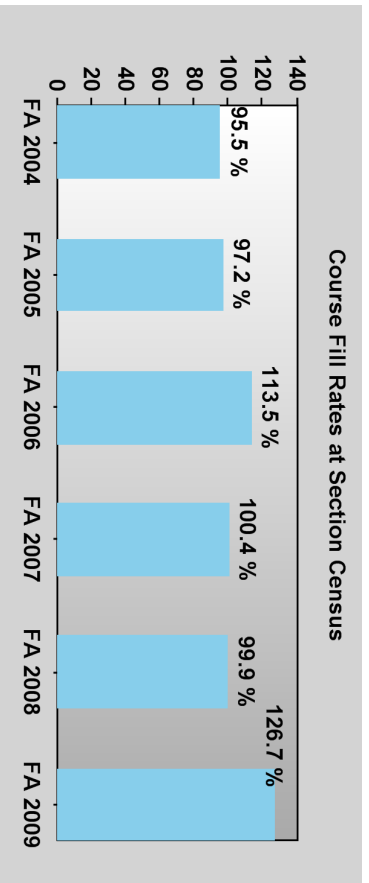
Saddleback College
 Program Review Report
 Division : Social & Behavioral Science
 Department : Anthropology
 Program : Anthropology
 Detail by : Instruction Method



Instruction Method	FA 2004	FA 2005	FA 2006	FA 2007	FA 2008	FA 2009
Classroom	615	588	658	648	642	668
Distance Education		540				
Internet	698	745	604	572	658	593
Other						
Productivity	621	600	652	629	645	654



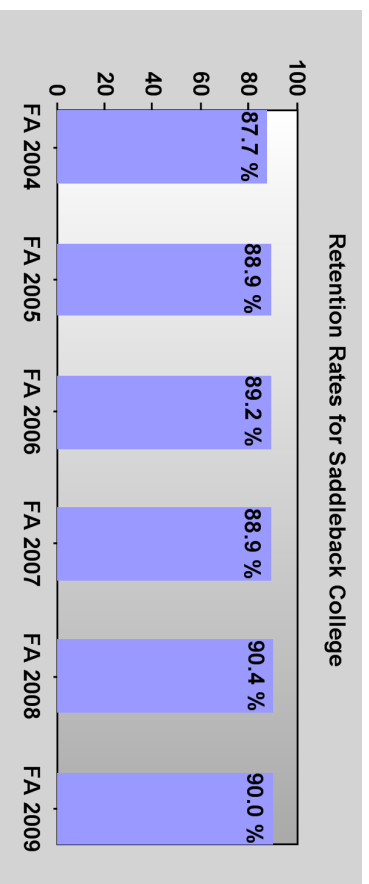
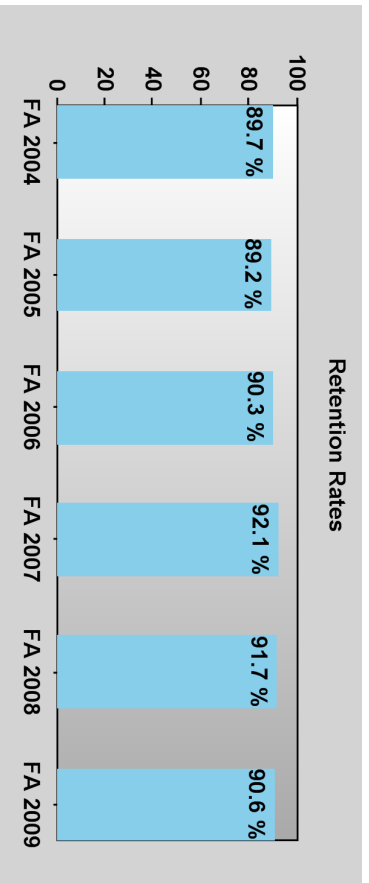
Saddleback College
 Program Review Report
 Division : Social & Behavioral Science
 Department : Anthropology
 Program : Anthropology
 Detail by : Instruction Method



Instruction Method	FA 2004	FA 2005	FA 2006	FA 2007	FA 2008	FA 2009
Classroom	108.3	110.0	115.0	113.4	103.9	131.9
Distance Education	0.0	28.8	0.0	0.0	0.0	0.0
Internet	103.3	110.4	100.0	97.5	97.5	105.4
Other	1.7	2.2	0.0	2.2	0.0	0.0
Course Fill Rates	95.5	97.2	113.5	100.4	99.9	126.7



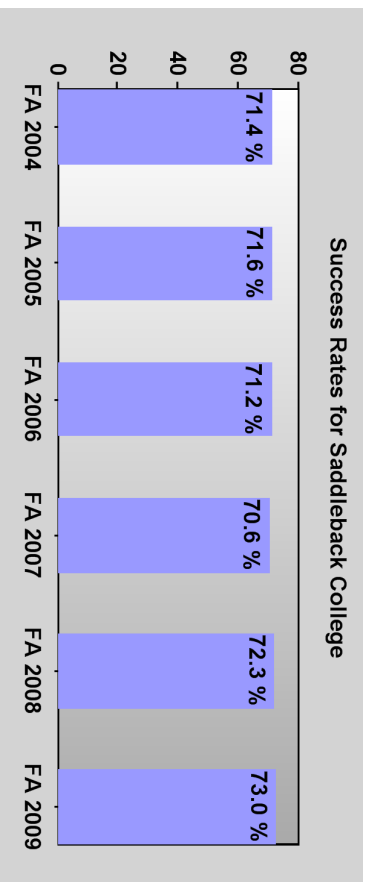
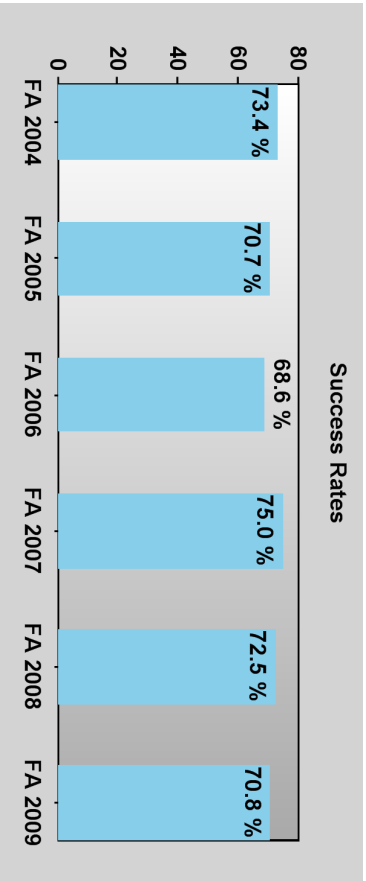
Saddleback College
 Program Review Report
 Division : Social & Behavioral Science
 Department : Anthropology
 Program : Anthropology
 Detail by : Instruction Method



Instruction Method	FA 2004	FA 2005	FA 2006	FA 2007	FA 2008	FA 2009
Classroom	90.1	91.5	91.6	94.2	93.6	91.0
Distance Education	0.0	61.8	0.0	0.0	0.0	0.0
Internet	83.0	73.7	74.0	85.0	82.5	88.5
Other	100.0	100.0	0.0	100.0	100.0	0.0
Retention Rate	89.7	89.2	90.3	92.1	91.7	90.6



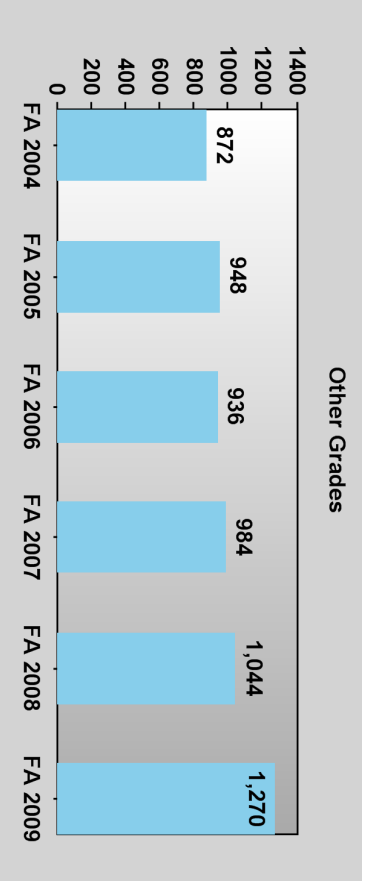
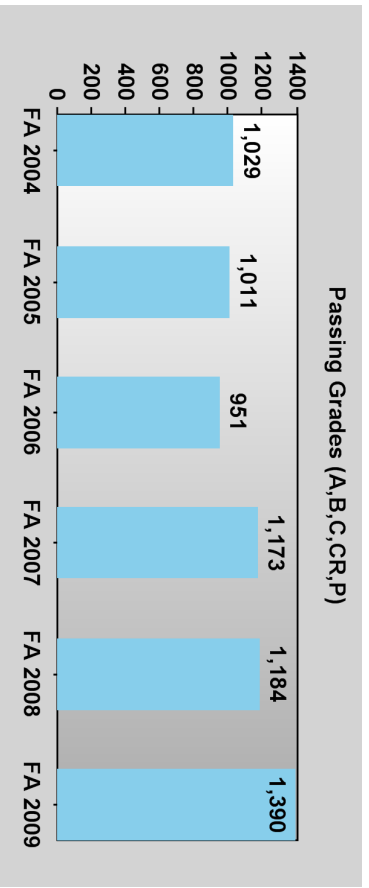
Saddleback College
 Program Review Report
 Division : Social & Behavioral Science
 Department : Anthropology
 Program : Anthropology
 Detail by : Instruction Method



Instruction Method	FA 2004	FA 2005	FA 2006	FA 2007	FA 2008	FA 2009
Classroom	73.5	72.1	71.3	80.1	74.7	71.8
Distance Education	0.0	44.1	0.0	0.0	0.0	0.0
Internet	71.6	63.9	35.6	57.1	61.9	65.6
Other	100.0	100.0	0.0	100.0	100.0	0.0
Success Rate	73.4	70.7	68.6	75.0	72.5	70.8



Saddleback College
 Program Review Report
 Division : Social & Behavioral Science
 Department : Anthropology
 Program : Anthropology
 Detail by : Instruction Method


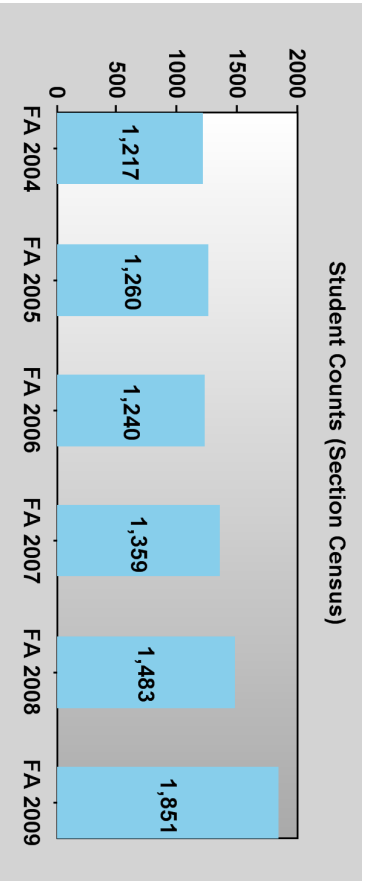


Passing Grades	FA 2004	FA 2005	FA 2006	FA 2007	FA 2008	FA 2009
A	483	551	456	609	496	631
B	321	275	323	381	435	459
C	221	177	168	180	246	295
CR	4	8	4	3	7	
P						5
Total	1,029	1,011	951	1,173	1,184	1,390

Other Grades	FA 2004	FA 2005	FA 2006	FA 2007	FA 2008	FA 2009
D	41	57	70	44	74	64
DR	500	530	501	592	595	698
F	183	201	229	222	235	309
IC						1
ID						1
IF						8
MW						2
NC	4	5	1	3	4	
NP						2
W	144	155	135	123	136	185
Total	872	948	936	984	1,044	1,270



Saddleback College
 Program Review Report
 Division : Social & Behavioral Science
 Department : Anthropology
 Program : Anthropology
 Detail by : Instruction Method



Age Group	FA 2004	FA 2005	FA 2006	FA 2007	FA 2008	FA 2009
1. Below 18	56	53	51	67	65	89
2. 18-21	869	890	916	965	1,048	1,338
3. 22-29	211	229	215	239	273	327
4. 30-39	39	42	36	49	64	56
5. 40-49	31	29	13	21	22	18
6. 50-59	8	10	6	11	6	18
7. Over 59	3	6	2	7	5	5
Undefined		1	1			
Total Students	1,217	1,260	1,240	1,359	1,483	1,851



Saddleback College
Program Review Report
Division : Social & Behavioral Science
Department : Anthropology
Program : Anthropology
Detail by : Instruction Method

Student Counts by Ethnicity

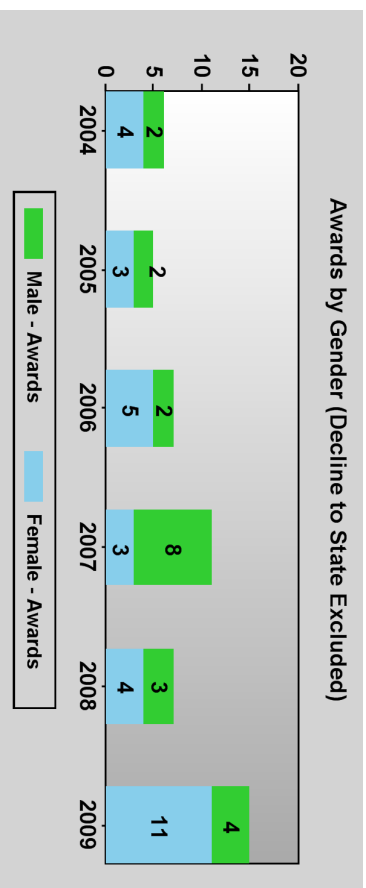
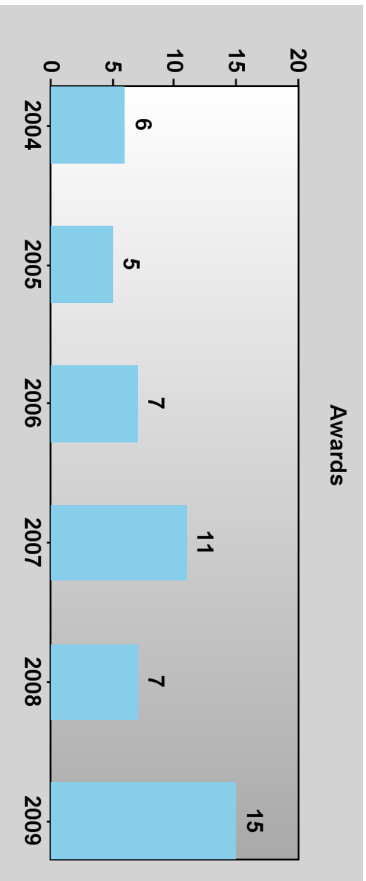
Ethnicity	FA 2004	FA 2005	FA 2006	FA 2007	FA 2008	FA 2009
White, Non-Hispanic	778	749	721	825	840	1,030
Decline to state	114	154	187	146	178	244
Mexican, Chicano, Mexican-American	84	80	94	106	119	153
Mixed Ethnicity	13	22	30	32	37	104
Other Hispanic	32	30	29	24	30	40
Filipino	24	23	20	22	36	38
Black, African-American	17	33	21	23	30	34
Middle Eastern	28	31	30	18	22	20
Other Non-White	12	19	18	27	38	25
South American	17	27	11	24	15	28
Other Asian	16	13	5	18	23	24
Japanese	14	10	15	24	19	14
Chinese	15	13	9	15	23	18
Vietnamese	16	17	11	9	19	19
Korean	7	11	9	10	16	20
Indian Sub-Continent	10	7	8	8	8	15
American Indian, Alaskan Native	2	9	9	15	7	8
Central American	9	3	6	6	11	9
Other Pacific Islander	3	5	2	2	3	1
Pacific Islander; Hawaiian	2		2	1	5	4
Cambodian	1	1	2		1	2
Pacific Islander; Samoan	1	2		2		1
Pacific Islander; Guamanian	1	1	1	1	2	
Loaitian	1			1	1	
Total Students	1,217	1,260	1,240	1,359	1,483	1,851



Saddleback College
 Program Review Report
 Division : Social & Behavioral Science
 Department : Anthropology
 Program : Anthropology
 Detail by : Instruction Method

Student Counts by Educational Goal

Educational Goal	FA 2004	FA 2005	FA 2006	FA 2007	FA 2008	FA 2009
Obtain a Bachelor's degree after Assoc.	486	520	557	667	739	921
Obtain a Bachelor's degree w/o Assoc.	159	168	203	214	252	298
Undecided on goal	184	167	129	174	217	220
Obtain a voc certificate and transfer	216	214	183	152	141	143
Prepare for a new career	52	54	38	40	30	35
Discover/develop career interests	51	50	40	30	27	29
Personal Development	23	26	27	18	14	28
4 yr col std taking crs to meet 4 yr requirements					1	109
Obtain two-year voc. degree w/o transfer	15	19	20	18	13	8
Advance in current job/career	10	8	10	8	18	11
Obtain a non-voc degree w/o transfer	3	12	10	13	8	15
Complete credits for HS diploma or GED	7	7	3	11	10	10
Obtain a voc certificate w/o transfer	6	6	13	8	5	9
Improve basic skills	3	6	5	3	8	10
Maintain license	2	3	2	3		3
To move fr NCR coursework to CR coursework						2
Total Students	1,217	1,260	1,240	1,359	1,483	1,851



Awards by Age Group	2004	2005	2006	2007	2008	2009
2.18-21	2	2	4	7	5	13
3.22-29	4	2	3	3	1	2
4.30-39				1	1	
6.50-59		1				
Total Awards	6	5	7	11	7	15

Awards by Major	2004	2005	2006	2007	2008	2009
ANTHROPOLOGY	6	5	7	11	7	15
Total Awards	6	5	7	11	7	15

Award Type	2004	2005	2006	2007	2008	2009
Associate in Arts	6	5	7	11	7	15
Total Awards	6	5	7	11	7	15