

Promise Program Application Instructions

STEP ONE: Go to www.saddleback.edu/promise

STEP TWO: Click on “Apply to the Promise Program”

STEP THREE: Click on “Apply”

STEP FOUR: Click on "Sign Up"

com/users/sign_in

Saddleback College Promise Pr... Sign In - Saddleback Colleg... X

Other Bookmarks 1617FSAHbkActiveIndexM... National Student Loan Da... Suggested Sites VA secretary is latest ...

Opportunities

You need to sign in or sign up before continuing.

Applicants and Administrators References and Reviewers


Welcome!

In order to access your account, please sign in using your Saddleback College email address and password. If you need to recover your password or you have not yet received an email confirming your account, please click on [trouble signing in](#).

Email Address

Applicant / Administrator Email Address

Password

[Trouble signing in?](#) • [Sign Up](#) 

© 2010 - 2018 AcademicWorks, Inc. All rights reserved.

STEP FIVE: Enter your school provided email account and create a password that is 8 characters in length and includes at least 1 digit, 1 uppercase letter and 1 lowercase letter.

com/users/sign_up

Saddleback College Promise Pr... Sign Up - Saddleback Colle... X

Other Bookmarks 1617FSAHbkActiveIndexM... National Student Loan Da... Suggested Sites VA secretary is latest ...


Sign Up or


Opportunities


Welcome!

If you are an Applicant or Scholarship Administrator, please provide a Saddleback College email address and password to sign up for an account. Upon signing up, you will receive a confirmation email to ensure your identity. Please make sure to check your spam folder for this email. Once you have confirmed your account, you can begin accessing the system.

Note: If you are serving as a Reference or Reviewer, you do not need to sign up for an account. Please refer to the invitation email you received or click on [trouble signing in](#).

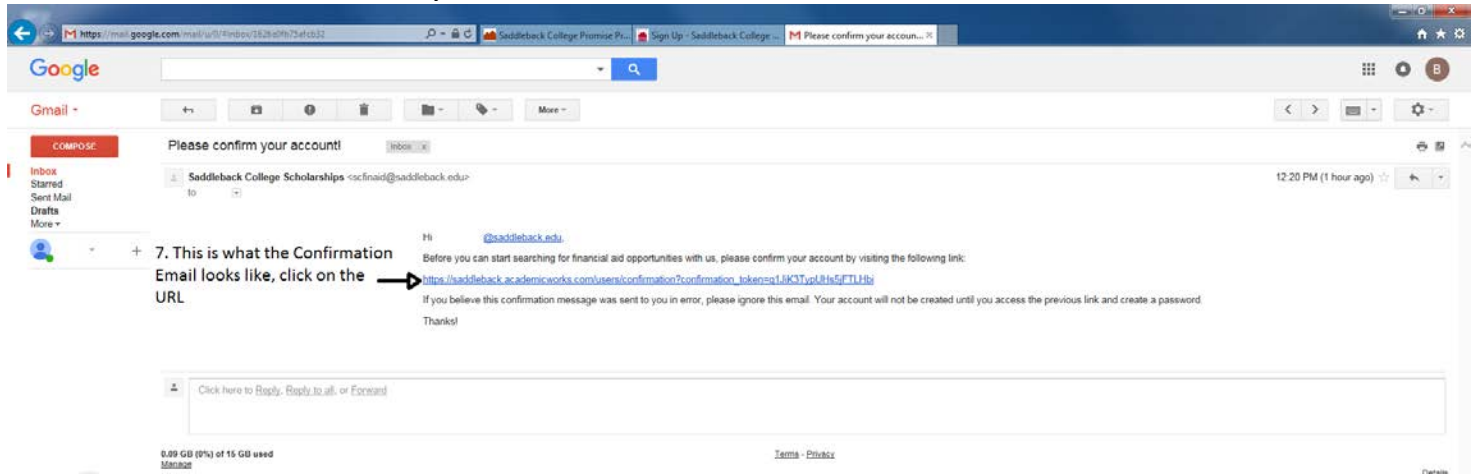
Email Address 

Password 
Your password must contain a minimum of 8 characters and include at least 1 digit, 1 uppercase letter, and 1 lowercase letter.

Confirm Your Password 

[Trouble signing in?](#) • [Sign In](#)

STEP SIX: Go to your school provided email address and confirm your email address by clicking the link in the email sent to you.



STEP SEVEN: Once you click on the URL it will redirect you to the Promise Program Application directly. Fill in your information and click "Finish and Submit".

The screenshot shows the 'The Saddleback Promise Program' application form. The form is titled '16. Fill out your Information' with a downward arrow. The form includes a description of the scholarship criteria, a category of 'New', and a supporting document 'Applicant Record'. The form contains several required fields marked with an asterisk: 'First Name', 'Last Name', 'Saddleback College ID Number (ex: 1234567)', 'Which High School do you attend and will you be graduating from?', 'I am currently enrolled in Counseling 100.', 'I will have submitted a FAFSA or Dream Act Application by April 19th of this year?', 'Do you agree to register in at least 15 units for the Fall 2018 and 15 units for the Spring 2019 semesters and enroll in English and Math classes?', 'Have you completed the FAFSA or Dream Act application?', and 'Do you agree to comply with the Saddleback College Promise Program requirements?'. At the bottom of the form, there are two buttons: 'Save and Keep Editing' and 'Finish and Submit'. A red arrow points to the 'Finish and Submit' button. The text '17. Once done, click on "Finish and Submit"' is written next to the arrow.

After clicking “Finish and Submit” the page will take you back to the general application. You do not need to do anything further at this point. Simply, hover over your name in the upper right hand corner and click on sign out, you are finished with the Promise Application.

The screenshot shows a web browser window with a dark blue header and a navigation bar. The browser's address bar shows the URL 'opportunities/1610/applications/r'. The navigation bar includes 'My Applications', 'Opportunities', and 'Donors'. The user's email address 'edahi0@saddleback.edu' is displayed in the top right corner. A green notification bar at the top of the page states: 'Your application to The Saddleback Promise Program has been successfully submitted.' Below this, the 'Application Progress' section shows a 'General Application' step. A 'Welcome!' message box is overlaid on the form, providing instructions. The form contains several required fields and questions with radio button options. At the bottom right, there are two buttons: 'Save and Keep Editing' and 'Finish and Submit'. A red arrow points to the 'Sign Out' option in the user's account dropdown menu.

For questions, please contact the Student Services Office at 949-582-4566.