

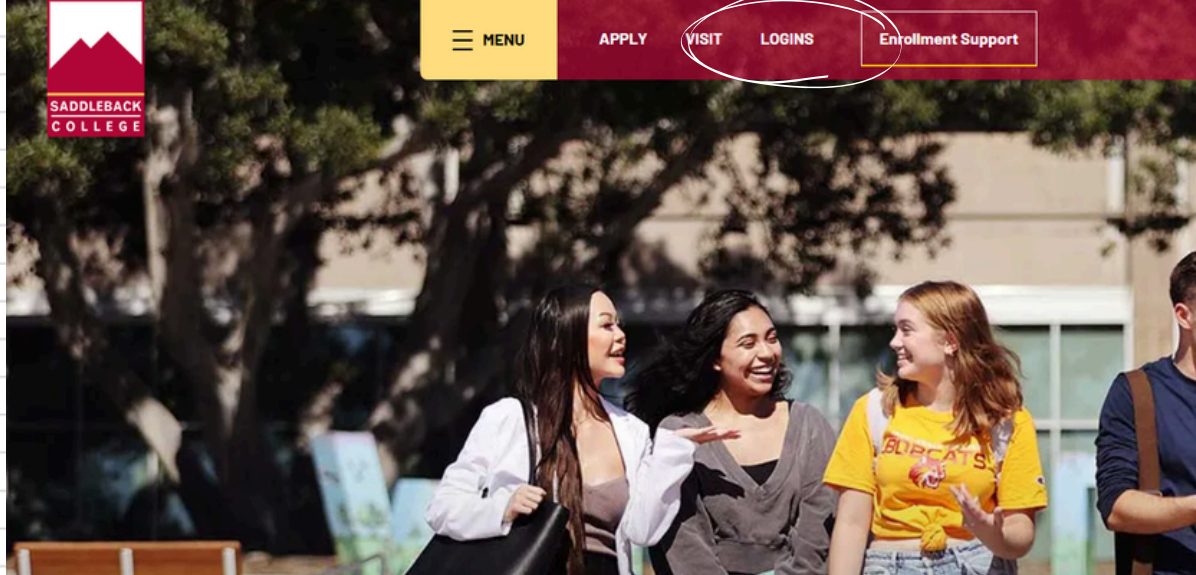
# Accessing NetTutor Through Canvas

For over 20 years, NetTutor has offered live tutoring on-demand (synchronous), question drop-off, and writing feedback (paper review). Questions and papers left for review will be returned as soon as possible. Tutors are subject matter experts trained in how to translate tutoring best practices and learning strategies to support students online, one student at a time. Over 150 subjects are offered, including live tutoring for Math, Writing, and Student Success available 24 hours a day, every day of the year.

Typical wait times for a live tutoring session are under 10 minutes. However, please note that specialty subjects may require a longer wait time.



1. On the Chrome web browser, go to <https://www.saddleback.edu/>, select LOGINS, and sign in with your email address and password.



2. Once you are logged into Canvas, on your dashboard click on TU 300.


Note: You must be enrolled in TU 300 to access tutoring.

Click [here](#) to view the class schedule and sign up for TU 300.

Please note that if you have just signed up for TU 300, it may take about two hours for the course to appear on Canvas.

## Dashboard

### Published Courses



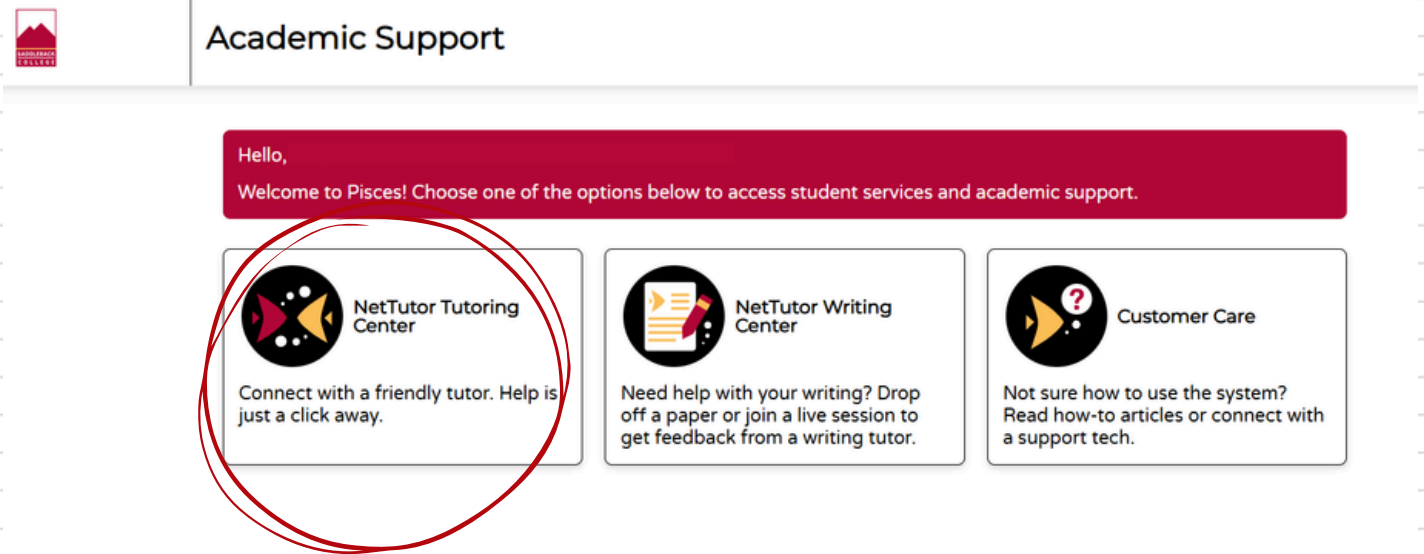
You can also find TU 300 by clicking on the "Courses" tab on the left side of the page.

The screenshot shows a course page for 'SUPERVISED TUTORING-12855'. On the left sidebar, the 'Courses' tab is selected, and the course name 'SUPERVISED TUTORING-12855' is circled in red. The main content area features an 'Announcements' section with two posts: 'Join Us for Our Upcoming Workshops and Conversation Groups' (Feb 3, 2025) and 'Check out the LRC's Upcoming Offerings' (Jan 27, 2025). Below the announcements is a banner for the 'Tutoring Center' with a photo of students and the quote: "Tell me and I forget, teach me and I remember, involve me and I learn" - Benjamin Franklin. On the right, there are navigation buttons for 'View Course Stream', 'View Course Calendar', and 'View Course Notifications', and a 'To Do' list with three items related to the course.

3. On the TU 300 homepage, click on "Afterhours Tutoring" (located on the left sidebar) to access NetTutor.

The screenshot shows the homepage for '25SP\_TU300\_12855'. The left sidebar contains navigation options: 'Home', 'Online Tutoring', 'Afterhours Tutoring' (circled in red), 'Modules', 'Online Library Resources', and 'Smart Search'. The main content area has a 'Recent Announcements' section with two posts: 'Join Us for Our Upcoming Workshops and Conversation Groups' (Feb 3, 2025) and 'Check out the LRC's Upcoming Offerings' (Jan 27, 2025). Below the announcements is a banner for 'SUPERVISED TUTORING-12855' with a photo of the 'Tutoring Center'.

#### 4. On the NetTutor homepage, select "NetTutor Tutoring Center"

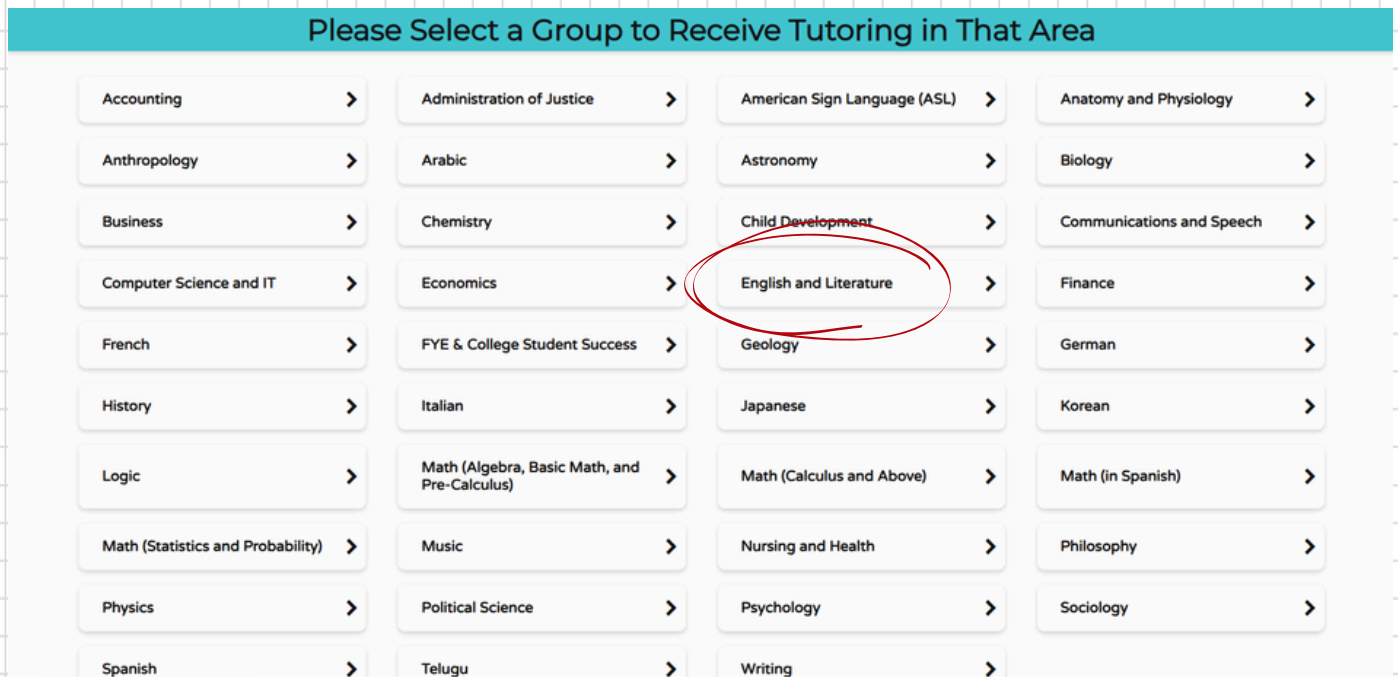


Academic Support

Hello,  
Welcome to Pisces! Choose one of the options below to access student services and academic support.

- NetTutor Tutoring Center**  
Connect with a friendly tutor. Help is just a click away.
- NetTutor Writing Center**  
Need help with your writing? Drop off a paper or join a live session to get feedback from a writing tutor.
- Customer Care**  
Not sure how to use the system? Read how-to articles or connect with a support tech.

#### 5. Scroll and select your subject (e.g. English and Literature)



Please Select a Group to Receive Tutoring in That Area

Accounting	Administration of Justice	American Sign Language (ASL)	Anatomy and Physiology
Anthropology	Arabic	Astronomy	Biology
Business	Chemistry	Child Development	Communications and Speech
Computer Science and IT	Economics	<b>English and Literature</b>	Finance
French	FYE & College Student Success	Geology	German
History	Italian	Japanese	Korean
Logic	Math (Algebra, Basic Math, and Pre-Calculus)	Math (Calculus and Above)	Math (in Spanish)
Math (Statistics and Probability)	Music	Nursing and Health	Philosophy
Physics	Political Science	Psychology	Sociology
Spanish	Telugu	Writing	


## 6. The dashboard will list the available options for tutoring:

- "Drop in and Meet with a Live Tutor"
- "Drop off a Paper"
- "Drop off a Question"

Note: Not all options are available for all subjects.


Please note that responses to "question drop-off" and "paper drop-off" will be provided as soon as possible, usually within a few days.

### English and Literature




**Drop in and Meet with a Live Tutor**

Wait for your turn to meet with a live tutor.




**Drop off a Paper**

Upload your paper and get feedback from a Writing tutor.



**Drop off a Question**

Drop your question off here.



**Your English and Literature Locker**

Watch videos of your previous sessions, pick up your reviewed papers, and review feedback on your dropped-off questions.

Clicking on "Drop in and Meet with a Live Tutor" will take you to the following page:

## Welcome to NetTutor

Exit

Your estimated wait time is under 5 minutes.

We are here to help.

You will be directed to the first available tutor, usually within a few minutes. **Keep this window open while you are waiting.**

When it is your turn, you will hear a bell and be brought to a room where you can collaborate with your tutor. Be sure to turn up the volume on your computer so you can hear when it is your turn.

Your tutoring session will be private. When it is over, you can review the material you covered in your session by visiting your locker.


It is difficult to estimate your exact waiting time because we believe each student deserves a full, helpful session and their tutor's undivided attention. This will be the level of support you receive too!

While you are waiting, here are some study tips you can try

- ○ ●

Review your lesson material by re-reading your textbook, reviewing your class notes or presentation, or going through the example problems. Doing this can help clarify something you may have missed.

⏪ || ⏩



**"I'll drop off my question and come back later for the reply."**

If you choose this option, you will get out of line and will not connect with a live tutor. Don't worry! You can craft your question and drop it off, and then a tutor will send back a reply (usually within 24 hours).

Enter the title of your question below. Then, when the board opens, share your question and show as much work as you can. After you submit, visit the locker later for the tutor's reply.

Give your question a title to refer to later





When you select the live tutoring option, please keep the following tips in mind:

- In order to keep your place in the live tutoring queue, please do not select any other tutoring options (e.g. question drop-off). This will remove your name from the queue.
- While waiting to connect with a tutor, please have only one NetTutor window open. Leaving the live tutoring page (pictured above) and navigating through NetTutor will remove your name from the queue.

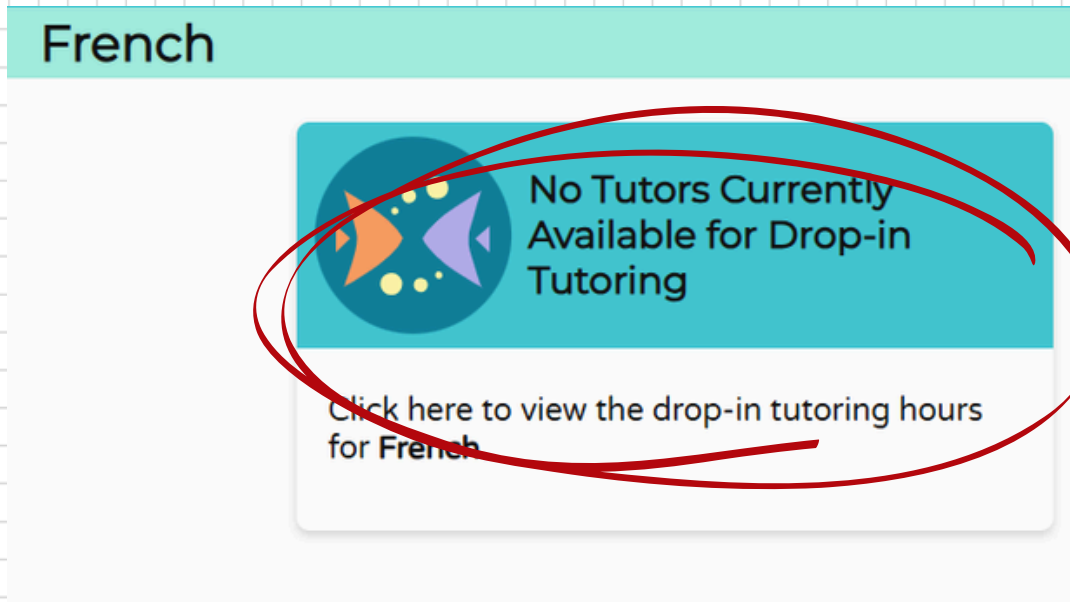
Back on the subject's homepage, you can also access your locker for the specified subject. This is where you can:

- Access your previously recorded live tutoring sessions
- Review feedback on your drop-off papers
- View responses to your drop-off questions

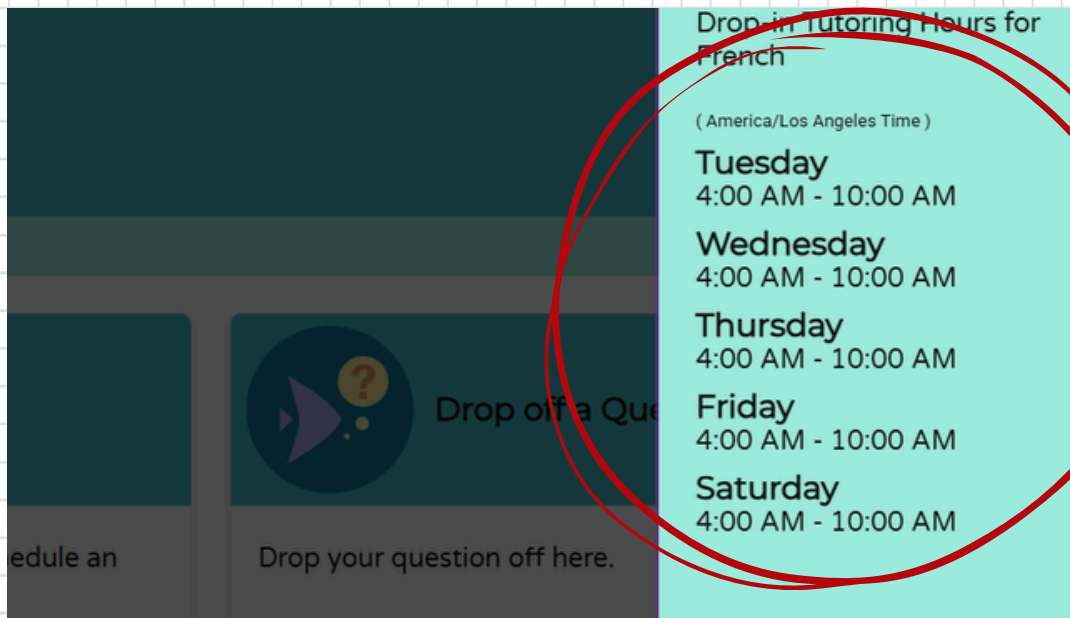
The screenshot shows the 'English and Literature' subject homepage with four main buttons:

- Drop in and Meet with a Live Tutor**: Wait for your turn to meet with a live tutor.
- Drop off a Paper**: Upload your paper and get feedback from a Writing tutor.
- Drop off a Question**: Drop your question off here.
- Your English and Literature Locker**: Watch videos of your previous sessions, pick up your reviewed papers, and review feedback on your dropped-off questions. (This button is circled in red in the image.)

If a live tutor is not available for your subject, the page will display the corresponding message. Click on the message to view the live tutoring schedule.



The live tutoring schedule will be listed on the right side of the page.



For additional assistance with NetTutor, please contact [sctutoring@saddleback.edu](mailto:sctutoring@saddleback.edu)

For technical assistance with Canvas, please contact Student Technical Support at [scstudenttechsupport@saddleback.edu](mailto:scstudenttechsupport@saddleback.edu)