

# SADDLEBACK COLLEGE

## 2013 COOPERATIVE WORK EXPERIENCE (CWE)

### OUTCOMES SURVEY

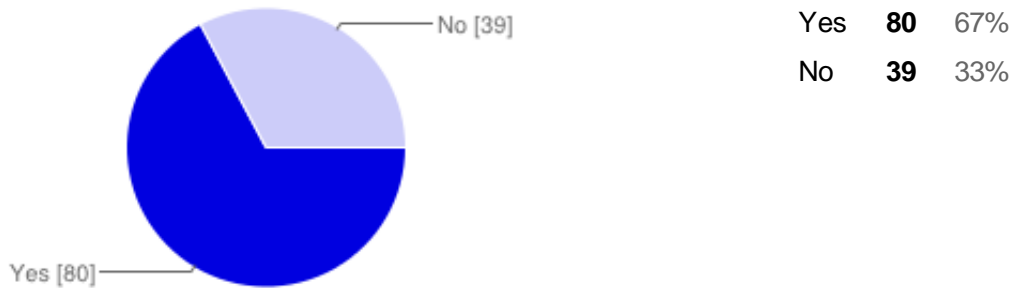
Completed by Eric Hilden, [ehilden@saddleback.edu](mailto:ehilden@saddleback.edu)

119 responses

## Summary

### CWE QUESTIONS

Are you currently employed in a position related to your field of study?



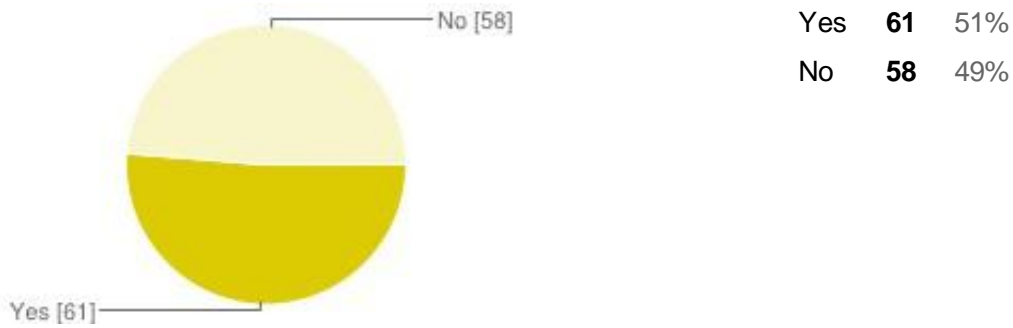
If employed in your field of study, what is your current wage?



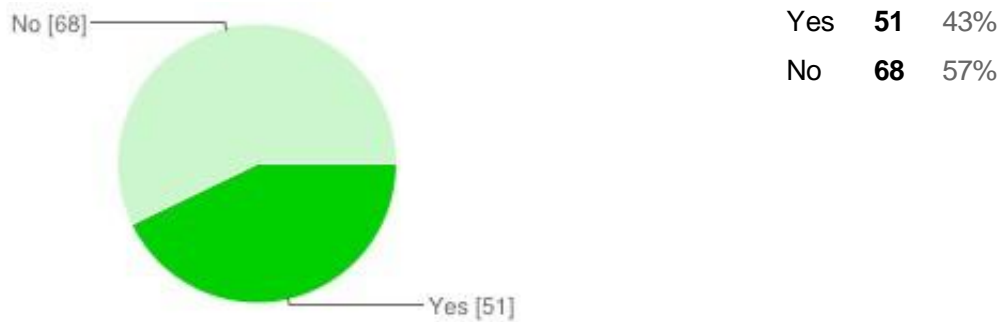
If you are not employed in your field of study, but still employed, what is your current wage?



Did you RECEIVE an offer for FT or PT employment by your Internship / CWE employer at the conclusion of the experience?



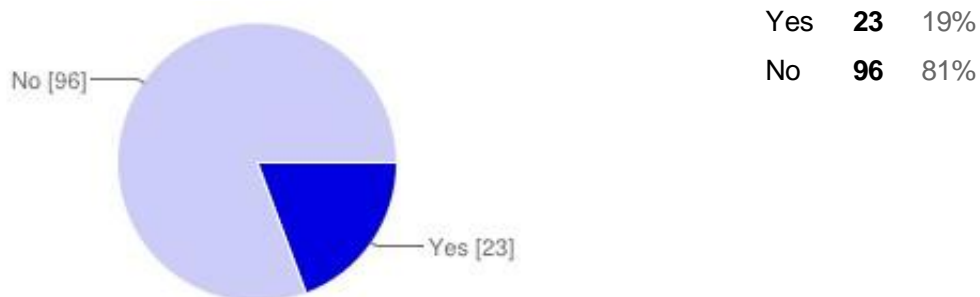
Did you ACCEPT an offer for FT or PT employment by your Internship / CWE employer at the conclusion of the experience?



Did you receive an offer from ANOTHER EMPLOYER for FT or PT employment related to your field of study at the conclusion of the experience?

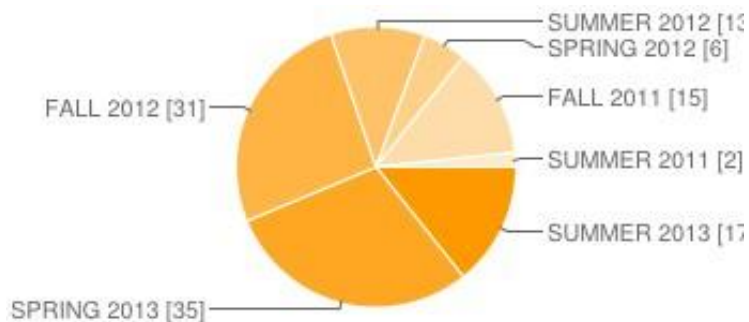


Did you ACCEPT an offer from ANOTHER EMPLOYER for FT or PT employment related to your field of study at the conclusion of the experience?



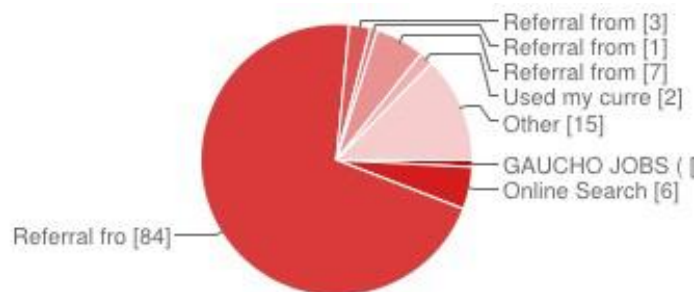
# STUDENT INFORMATION QUESTIONS

## When did you complete your Internship / CWE experience?



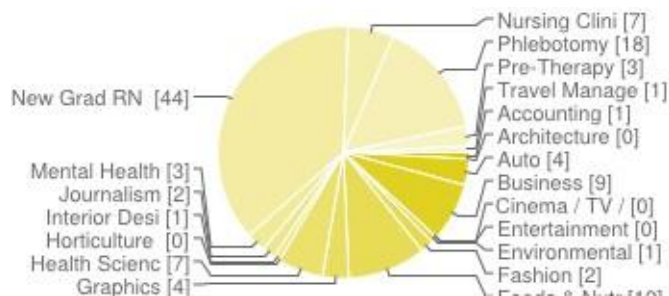
SUMMER 2013	17	14%
SPRING 2013	35	29%
FALL 2012	31	26%
SUMMER 2012	13	11%
SPRING 2012	6	5%
FALL 2011	15	13%
SUMMER 2011	2	2%

## How did you find your CWE Internship?



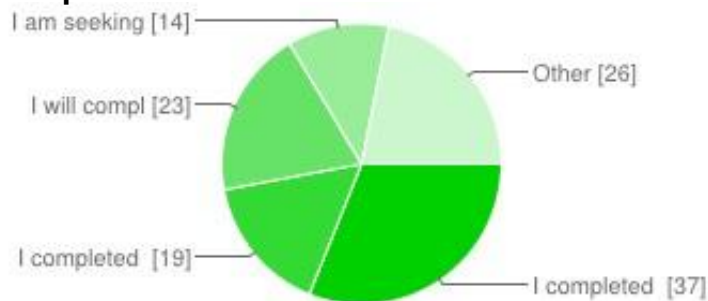
GAUCHO JOBS (Saddleback's Student Job Board)	1	1%
Online Search	6	5%
Referral from Faculty or Staff	84	71%
Referral from Family	3	3%
Referral from work colleague	1	1%
Referral from another student or friend	7	6%
Used my current employer	2	2%
Other	15	13%

## What ACADEMIC PROGRAM / DEPARTMENT did you complete your CWE Internship under?



Accounting	1	1%	Health Sciences Assessment	7	6%
Architecture	0	0%	Horticulture & Landscape	0	0%
Auto	4	3%	Interior Design	1	1%
Business	9	8%	Journalism	2	2%
Cinema / TV / Radio (CTVR)	0	0%	Mental Health	3	3%
Entertainment & Theatre Technology	0	0%	New Grad RN Transition	44	37%
Environmental Studies	1	1%	Nursing Clinical Practice	7	6%
Fashion	2	2%	Phlebotomy	18	15%
Foods & Nutrition	12	10%	Pre-Therapy	3	3%
Graphics	4	3%	Travel Management	1	1%

### What best describes your academic progress at Saddleback College since your Internship / CWE experience?

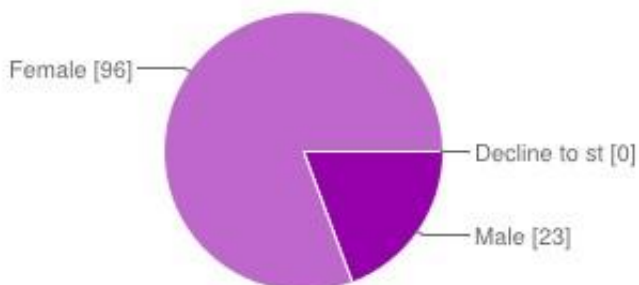


I completed my AA / AS / or Certificate and have not transferred to a 4yr university or college	<b>37</b>	31%
I completed my AA / AS / or Certificate and Transferred to a 4yr university or college	<b>19</b>	16%
I will complete my AA / AS / or Certificate soon	<b>23</b>	19%
I am seeking a new educational goal	<b>14</b>	12%
Other	<b>26</b>	22%

### If you do not plan on completing your AA/ AS / or Certificate, we'd like to know why?

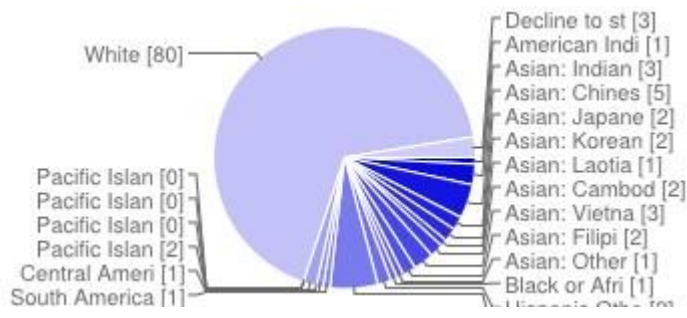
Have BSN MLT program was great for the most part, however some classes such as chemistry was not profession and I did t learn anything but frustration. Three head of department personal says a lot about the program . Already have a B.A. degree already have BS... looking for DPT  
 Completed prior to to transition program Already have bachelors degree, going for masters degree  
 Copleted certificate at saddleback will complete AA in 1 year already have my AA in  
 nursing , completing my BSN currently I already have a Bachelor's and Master's degree  
 I'm currently getting ready for my MLT board examination I received an AA degree in another  
 field and already have my Master's degree. I take culinary arts courses mostly out of interest and  
 becoming a better cook. I am disappointed at saddleback college for not educating the students  
 for job market for phlebotomy. I have completed

### What is your gender?



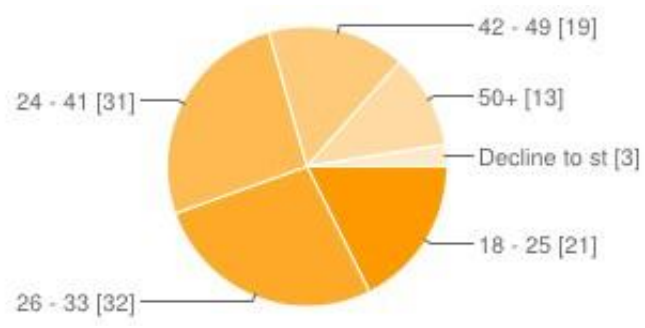
Male	<b>23</b>	19%
Female	<b>96</b>	81%
Decline to state	<b>0</b>	0%

### What is your ethnicity?



American Indian / Alaskan Native	1	1%
Asian: Indian	3	3%
Asian: Chinese	5	4%
Asian: Japanese	2	2%
Asian: Korean	2	2%
Asian: Laotian	1	1%
Asian: Cambodian	2	2%
Asian: Vietnamese	3	3%
Asian: Filipino	2	2%
Asian: Other	1	1%
Black or African American	1	1%
Hispanic Other	2	2%
Mexican, Mexican-American, Chicano	7	6%
Central American	1	1%
South American	1	1%
Pacific Islander: Guamanian	0	0%
Pacific Islander: Hawaiian	2	2%
Pacific Islander: Samoan	0	0%
Pacific Islander: Other	0	0%
White		67%
Decline to state	3	3%

### What is your current age?



18 - 25	21	18%
26 - 33	32	27%
24 - 41	31	26%
42 - 49	19	16%
50+	13	11%
Decline to state	3	3%

(To maintain student privacy, data from the final question was removed.)

Any questions about this survey, please contact Eric Hilden, [ehilden@saddleback.edu](mailto:ehilden@saddleback.edu)

[www.saddleback.edu/cwe](http://www.saddleback.edu/cwe)